

DURU

TRACKLIGHT



Duru Maxi - 10107

Tracklight

ALPANI



Track mounted fully adjustable tracklight complete with LED module, reflector and driver



Materials

Housing & reflector made of aluminium, track adaptor made from thermoplastic

Light Source

As standard; CRI80 and CRI90 in 2700, 3000, 4000 and 5000K
Special solutions for meat, fish and bakery available on request

Beam Angle

High efficient optic with narrow, medium and wide distribution

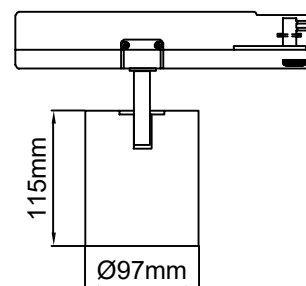
Colors

As standard; White, Black and Grey
Special RAL colours available on request
Different color options for front ring available on request

Operating Conditions

Designed with best possible shape to provide optimal heat dissipation both on LED and Driver to ensure long lifetime

Technical Drawing



Warranty

All components are provided with 5 year limited guarantee
A qualified electrician must ensure proper installation of the product

Installation

Track

Code	Power - Lumen*	CRI	Kelvin	Beam Angle	Color	Control
10107	28W - 4004lm	80	2700	20°	White	On-Off
	24W - 3432lm	90	3000	30°	Black	Dali
	20W - 2860lm		4000	40°	Grey	Wireless
	15W - 2145lm		5000	60°	Ral	

*Calculated with CRI80 - 4000K





Duru Midi - 10105

Tracklight

ALPANI



Track mounted fully adjustable tracklight complete with LED module, reflector and driver



Materials

Housing & reflector made of aluminium, track adaptor made from thermoplastic

Light Source

As standard; CRI80 and CRI90 in 2700, 3000, 4000 and 5000K
Special solutions for meat, fish and bakery available on request

Beam Angle

High efficient optic with narrow, medium and wide distribution

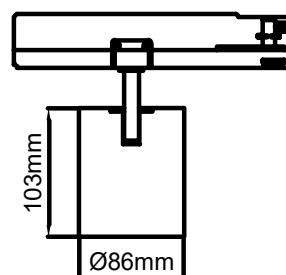
Colors

As standard; White, Black and Grey
Special RAL colours available on request
Different color options for front ring available on request

Operating Conditions

Designed with best possible shape to provide optimal heat dissipation both on LED and Driver to ensure long lifetime

Technical Drawing



Warranty

All components are provided with 5 year limited guarantee
A qualified electrician must ensure proper installation of the product

Installation

Track

Code	Power - Lumen*	CRI	Kelvin	Beam Angle	Color	Control
10105	22W - 3146lm	80	2700	20°	White	On-Off
	20W - 2860lm	90	3000	35°	Black	Dali
	15W - 2145lm		4000	45°	Grey	Wireless
	10W - 1430lm		5000		Ral	

*Calculated with CRI80 - 4000K



ASSAL S
GLUCO
1,55

Duru Mini - 10103

Tracklight

ALPANI



Track mounted fully adjustable tracklight complete with LED module, reflector and driver



Materials

Housing & reflector made of aluminium, track adaptor made from thermoplastic

Light Source

As standard; CRI80 and CRI90 in 2700, 3000, 4000 and 5000K
Special solutions for meat, fish and bakery available on request

Beam Angle

High efficient optic with narrow, medium and wide distribution

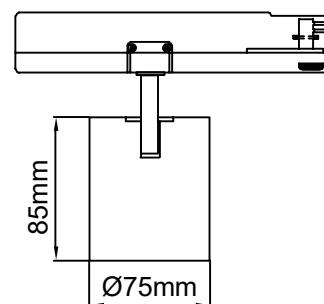
Colors

As standard; White, Black and Grey
Special RAL colours available on request
Different color options for front ring available on request

Operating Conditions

Designed with best possible shape to provide optimal heat dissipation both on LED and Driver to ensure long lifetime

Technical Drawing



Warranty

All components are provided with 5 year limited guarantee
A qualified electrician must ensure proper installation of the product

Installation

Track

Code	Power - Lumen*	CRI	Kelvin	Beam Angle	Color	Control
10103	14W - 2002lm	80	2700	20°	White	On-Off
	10W - 1430lm	90	3000	35°	Black	Dali
	7W - 1001lm		4000	45°	Grey	Wireless
	4W - 572lm		5000		Ral	

*Calculated with CRI80 - 4000K

