



PARAL

PROFILES



PARAL

PROFILES








Paral V10 - 22117

Profiles

ALPANI



Recessed continuous curved linear luminaire complete with LED boards, opal diffuser and driver



Materials

Profile made of aluminium

Light Source

As standard; CRI80 and CRI90 in 2700, 3000, 4000 and 5000K
Tunable White available on request

Beam Angle

Wide flood distribution

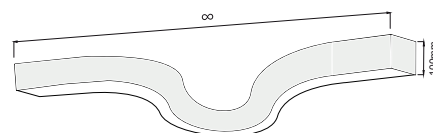
Colors

As standard; White, Black and Grey
Special RAL colours available on request

Operating Conditions

Designed with best possible shape to provide optimal heat dissipation both on LED and Driver to ensure long lifetime

Technical Drawing



Warranty


All components are provided with 5 year limited guarantee
A qualified electrician must ensure proper installation of the product

Installation

Recessed

Code	Power - Lumen*	CRI	Kelvin	Beam Angle	Color	Control
22117	32W/m - 3488lm	80	2700	110°	White	On-Off
	22W/m - 2398lm	90	3000		Black	Dali
			4000		Grey	
			5000		Ral	

*Calculated with CRI80 - 4000K



Recessed continuous curved linear luminaire complete with LED boards, opal diffuser and driver



Materials

Profile made of aluminium

Light Source

As standard; CRI80 and CRI90 in 2700, 3000, 4000 and 5000K
Tunable White available on request

Beam Angle

Wide flood distribution

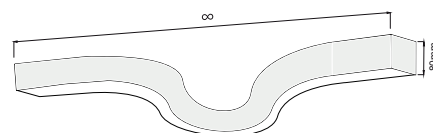
Colors

As standard; White, Black and Grey
Special RAL colours available on request

Operating Conditions

Designed with best possible shape to provide optimal heat dissipation both on LED and Driver to ensure long lifetime

Technical Drawing



Warranty

All components are provided with 5 year limited guarantee
A qualified electrician must ensure proper installation of the product

Installation

Recessed

Code	Power - Lumen*	CRI	Kelvin	Beam Angle	Color	Control
22115	32W/m - 3488lm	80	2700	110°	White	On-Off
	22W/m - 2398lm	90	3000		Black	Dali
			4000		Grey	
			5000		Ral	

*Calculated with CRI80 - 4000K