

# BUSE

TRACKLIGHT



# Buse Maxi - 10116

## Tracklight

ALPANI



Track mounted fully adjustable tracklight complete with LED module, reflector and driver



### Materials

Housing & reflector made of aluminium, track adaptor made from thermoplastic

### Light Source

As standard; CRI80 and CRI90 in 2700, 3000, 4000 and 5000K  
Special solutions for meat, fish and bakery available on request

### Beam Angle

High efficient optic with narrow, medium and wide distribution

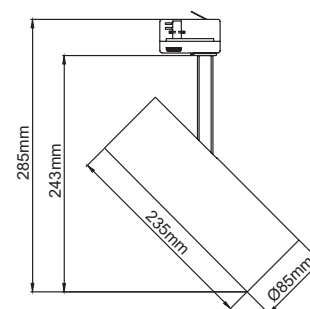
### Colors

As standard; White, Black and Grey  
Special RAL colours available on request  
Different color options for front ring available on request

### Operating Conditions

Designed with best possible shape to provide optimal heat dissipation both on LED and Driver to ensure long lifetime

### Technical Drawing



### Warranty

All components are provided with 5 year limited guarantee  
A qualified electrician must ensure proper installation of the product

### Installation

Track

Code	Power - Lumen*	CRI	Kelvin	Beam Angle	Color	Control
10116	31W - 4340lm	80	2700	20°	White	On-Off
	28W - 3920lm	90	3000	35°	Black	Dali
	24W - 3360lm		4000	45°	Grey	Wireless
	20W - 2800lm		5000		Ral	

\*Calculated with CRI80 - 4000K



# Buse Midi - 10114

Tracklight

ALPANI



Track mounted fully adjustable tracklight complete with LED module, reflector and driver

IP20



ADJUSTABLE

220-240V  
50-60Hz

LED

## Materials

Housing & reflector made of aluminium, track adaptor made from thermoplastic

## Light Source

As standard; CRI80 and CRI90 in 2700, 3000, 4000 and 5000K  
Special solutions for meat, fish and bakery available on request

## Beam Angle

High efficient optic with narrow, medium and wide distribution

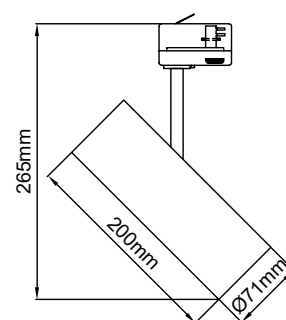
## Colors

As standard; White, Black and Grey  
Special RAL colours available on request  
Different color options for front ring available on request

## Operating Conditions

Designed with best possible shape to provide optimal heat dissipation both on LED and Driver to ensure long lifetime

## Technical Drawing



## Warranty

All components are provided with 5 year limited guarantee  
A qualified electrician must ensure proper installation of the product

## Installation

Track

Code	Power - Lumen*	CRI	Kelvin	Beam Angle	Color	Control
10114	24W - 3120lm	80	2700	20°	White	On-Off
	20W - 2600lm	90	3000	30°	Black	Dali
	15W - 1950lm		4000	40°	Grey	Wireless
	10W - 1300lm		5000		Ral	

\*Calculated with CRI80 - 4000K









# Buse Mini - 10112

Tracklight

ALPANI



Track mounted fully adjustable tracklight complete with LED module, reflector and driver



## Materials

Housing & reflector made of aluminium, track adaptor made from thermoplastic

## Light Source

As standard; CRI80 and CRI90 in 2700, 3000, 4000 and 5000K  
Special solutions for meat, fish and bakery available on request

## Beam Angle

High efficient optic with narrow, medium and wide distribution

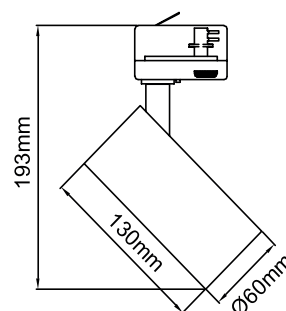
## Colors

As standard; White, Black and Grey  
Special RAL colours available on request  
Different color options for front ring available on request

## Operating Conditions

Designed with best possible shape to provide optimal heat dissipation both on LED and Driver to ensure long lifetime

## Technical Drawing



## Warranty

All components are provided with 5 year limited guarantee  
A qualified electrician must ensure proper installation of the product

## Installation

Track

Code	Power - Lumen*	CRI	Kelvin	Beam Angle	Color	Control
10112	15W - 1650lm	80	2700	20°	White	On-Off
	10W - 1100lm	90	3000	30°	Black	Dali
	7W - 770lm		4000	50°	Grey	Wireless
	4W - 440lm		5000		Ral	

\*Calculated with CRI80 - 4000K



